



Bringing benefits to farmers by delivering advanced and cost-effective tractors.

Ragnar R180



Functional Highlights


- The reliable high-quality engine is provided with a 3-position switch to control the engine power output based on the load. This helps improve operation stability and fuel economy.
- The electronically controlled BOSCH high pressure common rail fuel system ensures high power output and prompt response.
- The optional dual clutch makes operations smoother and allows for continuous work.
- With an enhanced front axle and a mid-mounted double-acting hydraulic cylinder, the tractor has a superior loading capacity.
- The ergonomically designed suspension seat helps you drive and operate more comfortably and easily.
- Consisting of spiral bevel gears, the central drive gear pair delivers low noise level, large torque transmission, and high reliability.
- Multiple types of tires can be used on different terrains to ensure excellent passability.
- The preinstalled FJD Autosteering Kit supports auto driving following the planned route.
- The rear HD camera helps the operator observe rear implement operations anytime.

Product Introduction




Ragnar is dedicated to improving people's working conditions by applying high-precision positioning technologies to agricultural production. We have been making smart tractors with the support of partners and customers to create a better future.


The Ragnar R180 4WD wheeled tractors work with an electronically controlled BOSCH fuel system to deliver stronger power output. The suspension seat and adjustable steering wheel ensure driving comfort. The full hydraulic steering system allows for easy and precise operations. The rear HD camera allows the operator to observe rear implement operations anytime without looking back.



The Ragnar R180 4WD wheeled tractors work with a six-cylinder electronically controlled high pressure common rail diesel engine that features high injection pressure, sufficient vaporization, and more complete combustion. Its 180 horsepower and large torque output of 750 N•m help to get work done quickly and smoothly.



The Ragnar R180 4WD wheeled tractors have a minimum ground clearance of 450 mm, a minimum turning radius of 7 m, and a reliable pin-type differential lock, providing excellent passability.



With an enhanced front axle and a mid-mounted double-acting hydraulic cylinder, the Ragnar R180 4WD wheeled tractors deliver a superior loading capacity and even load distribution at the left and right sides. With a large turning angle and a small turning radius, the tractor can turn easily.



The Category III three-point hitch conforms to the international standard. Compatible with a wide range of implements, the enhanced lift arm and the quick hitch improve the overall strength of the tractor.

Technical Specification

Engine		
Configuration	Standard	Optional
Type	Six-cylinder Diesel Engine	
Rated Speed	2200 rpm	
Maximum Torque	750 N•m	
Rated PTO Power	112.6 kW	
Rated Net Power	132.5 kW	
Displacement	6.75 L	
Fuel Tank Capacity	400 L	

Transmission		
Gears	Standard	Optional
Type	With synchronizer, mechanical step-type, 16F+16R	
Speed Ranges	Forward: 3.10-30.72 km/h Reverse: 2.64-26.20 km/h	
Differential Lock	Enclosed differential with 4 planetary bevel gears	
PTO Speed	540/1000 rpm	760/850,760/1000 rpm

Brake		
Configuration	Standard	Optional
Service Brake	Single Disc Hydraulic Brake	
Parking Brake	Single Disc Mechanical Brake	

Front Axle		
Configuration	Standard	Optional
Minimum Turning Radius	7 m	

Hydraulic Lift		
Configuration	Standard	Optional
Three-point Hitch	Cat. III Rear Three-point Hitch	
Hydraulic Pump Rated Output	79.2 L/min	
Lift Capacity at 610 mm Behind Hitch Point	≥38.88 KN	
Selective Control Valves	4	

Cab		
	Standard	
	Heat and Air Conditioning	

Tires and Weight		
Configuration	Standard	Optional
Front Tires	16.9-28	420/85R28(F)/520/85R38(R) (radial tire) 16.9-28(F)/20.8-38(R) (rear dual tires)
Rear Tires	20.8-38	
Ballast, Front/Rear	780/240 kg	900/480, 720 kg
Minimum Operating Mass (with cab)	6800 kg	

Dimensions		
	With Cab	
Length	5420 mm	
Width	2750 mm (with a single tire on each side of the rear axle)	
Height	3110 mm	
Wheelbase	2760 mm	
Ground Clearance	450 mm	